

Bauingenieur Meiler, Huguenin Ingenieure und Planer AG Shopping-Center 9 8957 Spreitenbach T 056 418 30 00	Plan/Liste Nr. <b>9710-452.2</b>	Seite <b>1 5</b>
	Lieferdatum	
Bauobjekt / Lieferadresse Egropark 5443 Niederrohrdorf	Bewehrungsstahl <b>Stahl B500B</b> - gemäss dem Register normkonformer Betonstähle - gemäss SIA Norm 262	
Bauunternehmung	Datum erstellt 30.08.2015 (PZS) geprüft freigegeben	
Bauteil / Bezeichnung	<b>Bodenplatte PW4, Teil WEST</b>	

Zusammenfassung der Bewehrungsstahlliste


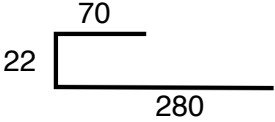
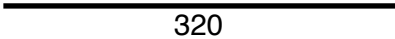
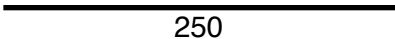
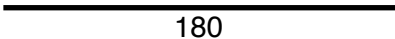
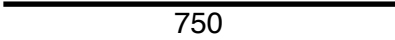
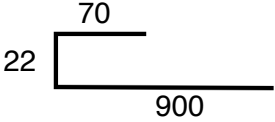


Fix- und Lagerlängen			Metergewicht	Bearbeitet		
∅ (mm)	Länge (m)	Gewicht (kg)	Längengewicht (kg/m)	∅ (mm)	Länge (m)	Gewicht (kg)
8			0.395	8		
10	564.00	347.99	0.617	10		
12	4'241.30	3'766.27	0.888	12	2'631.50	2'336.77
14	72.60	87.85	1.210	14		
16			1.580	16		
18	52.50	105.00	2.000	18		
20			2.470	20		
22	73.50	219.03	2.980	22		
26			4.170	26		
30			5.550	30		
34			7.130	34		
40			9.870	40		
Total	5'003.90	4'526.14		Total	2'631.50	2'336.77
Anzahl Positionen		33		Gesamttotal (kg)		6'863

Distanzkörbe, Stellbügel / Stützbügel

Distanzkörbe				Stellbügel / Stützbügel		Bemerkungen
Stück	Höhe (cm)	Kunststofffüsse (mit/ohne)	Länge total (m)	Stück	Höhe (mm)	
120	17	ohne	300			

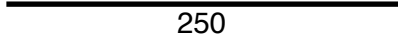

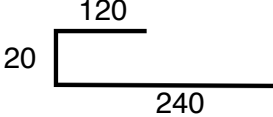
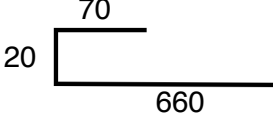
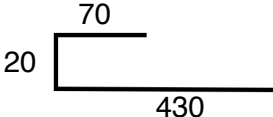
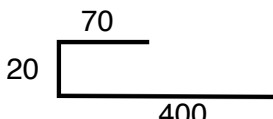
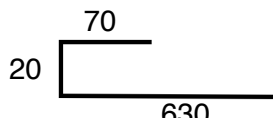


Plan/Liste Nr.	9710-452.1	Seite
Lieferdatum		25

Bewehrungsstahlliste

Position Bezeichnung	Stück	∅ (mm)	Länge (m)	Gesamtlänge (m)	Form (cm, alles Aussenmasse)
80	30	12	4.50	135.00	 450
81	14	12	3.72	52.08	 70 22 280
82	14	12	3.20	44.80	 320
83	14	12	2.50	35.00	 250
84	20	12	1.80	36.00	 180
85	81	12	7.50	607.50	 750
86	81	12	9.92	803.52	 70 22 900
87	82	12	2.00	164.00	 200
88	21	22	3.50	73.50	 350

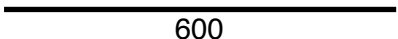
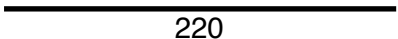
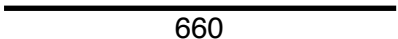
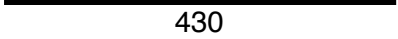
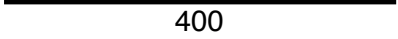
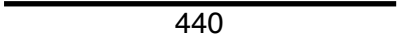

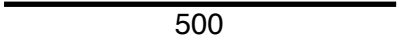
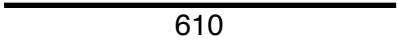
Plan/Liste Nr.	<b>9710-452.1</b>	Seite
Lieferdatum		<b>3</b> 5

**Bewehrungsstahl**liste

Position Bezeichnung	Stück	∅ (mm)	Länge (m)	Gesamtlänge (m)	Form (cm, alles Aussenmasse)
89	21	18	2.50	52.50	
90	84	10	5.00	420.00	
91	22	12	3.80	83.60	
92	7	12	7.50	52.50	
93	6	12	5.20	31.20	
94	6	12	4.90	29.40	
95	214	12	7.20	1540.80	
96	12	12	3.20	38.40	
97	14	12	4.00	56.00	

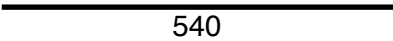
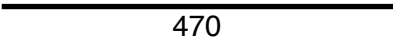
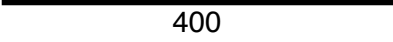
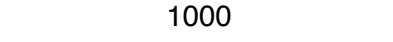


Plan/Liste Nr.	<b>9710-452.1</b>	Seite
Lieferdatum		<b>4</b> 5

### Bewehrungsstahlliste

Position Bezeichnung	Stück	∅ (mm)	Länge (m)	Gesamtlänge (m)	Form (cm, alles Aussenmasse)
98	14	12	6.00	84.0	 600
99	33	14	2.20	72.6	 220
100	7	12	6.60	46.2	 660
101	6	12	4.30	25.8	 430
102	6	12	4.00	24.0	 400
103	321	12	4.40	1412.4	 440
104	72	10	2.00	144.0	 200
105	14	12	5.00	70.0	 500
106	14	12	6.10	85.4	 610

Plan/Liste Nr.	<b>9710-452.1</b>	Seite
Lieferdatum		<b>5</b> <sub>5</sub>

**Bewehrungsstahl**liste

Position Bezeichnung	Stück	∅ (mm)	Länge (m)	Gesamtlänge (m)	Form (cm, alles Aussenmasse)
107	14	12	5.40	75.6	 540
108	14	12	4.70	65.8	 470
109	14	12	4.00	56.0	 400
110	81	12	10.00	810.0	 1000
111	81	12	3.75	303.8	 375
112	16	12	6.50	104.0	 650

planzeichner.ch

planzeichner schweiz ag  
laurenzenvorstadt 25  
5000 aarau  
info@planzeichner.ch